

# Werkblad 1




.....  
.....  
.....  
.....



.....  
.....  
.....  
.....



.....  
.....  
.....  
.....



.....  
.....  
.....  
.....



.....  
.....  
.....  
.....



.....  
.....  
.....  
.....



.....  
.....  
.....  
.....




.....  
.....  
.....  
.....



.....  
.....  
.....  
.....



.....  
.....  
.....  
.....



.....  
.....  
.....  
.....



.....  
.....  
.....  
.....



.....  
.....  
.....  
.....



.....  
.....  
.....  
.....



.....  
.....  
.....  
.....



.....  
.....  
.....  
.....

# Werkblad 2

**BUREAU**

dierbare zaken



Heb jij spullen die dierbaar zijn?

Voorwerp:

Van wie:

\* .....

.....

\* .....

.....

\* .....

.....

\* .....

.....

\* .....

.....

Voorwerp:

Van wie:

\* .....

.....

\* .....

.....

\* .....

.....

\* .....

.....

\* .....

.....

Voorwerp:

Van wie:

\* .....

.....

\* .....

.....

\* .....

.....

\* .....

.....

\* .....

.....

\* .....

.....

\* .....

.....

\* .....

.....

\* .....

.....

\* .....

.....

\* .....

.....

Voorwerp:

Van wie:

Voorwerp:

Van wie:

\* .....

.....

\* .....

.....

\* .....

.....

\* .....

.....

\* .....

.....

\* .....

.....

# Werkblad 3

**BUREAU**

dierbare zaken




Ja     Nee

.....

.....

.....

.....



Ja     Nee

.....

.....

.....

.....




Ja     Nee

.....

.....

.....

.....




Ja     Nee

.....

.....

.....

.....



Ja     Nee

.....

.....

.....

.....




Ja     Nee

.....

.....

.....

.....




# Werkblad 4

**BUREAU**

dierbare zaken





Waarom dierbaar?



A large vertical rectangular area with a dashed line on the left side, intended for writing. It is pinned to the top left corner by a pushpin.

A vertical column of ten rounded, cloud-like shapes, each connected to the writing area by a thin line, intended for drawing.

Teken na in de wolkjes!




# Werkblad 5

**BUREAU**

dierbare zaken



*Welke fijne herinneringen heb jij aan  
een dierbaar persoon?*



# Werkblad 6




**BUREAU**

dierbare zaken



Wat is er gebeurd?



.....  
.....  
.....  
.....  
.....

Troostwoorden:

.....  
.....  
.....  
.....  
.....

Wat is er gebeurd?



.....  
.....  
.....  
.....  
.....

Troostwoorden:

.....  
.....  
.....  
.....  
.....

Wat is er gebeurd?



.....  
.....  
.....  
.....  
.....

Troostwoorden:

.....  
.....  
.....  
.....  
.....



Wat is er gebeurd?



.....  
.....  
.....  
.....  
.....

Troostwoorden:


.....  
.....  
.....  
.....  
.....



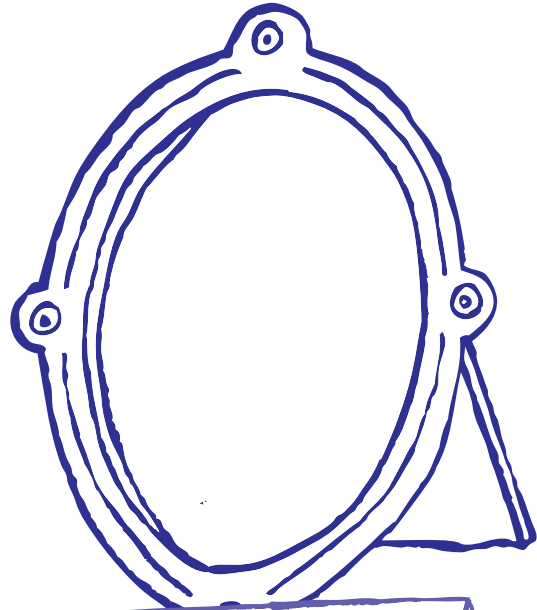
# Werkblad 8

**BUREAU**


dierbare zaken



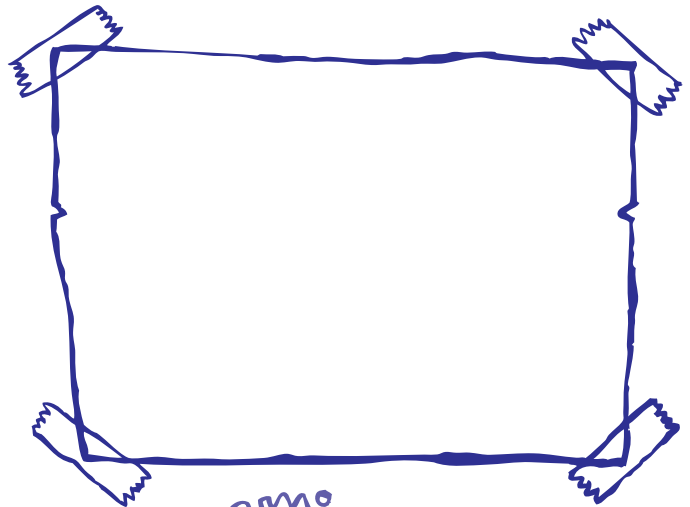
Naam:




Naam:



naam:



naam:




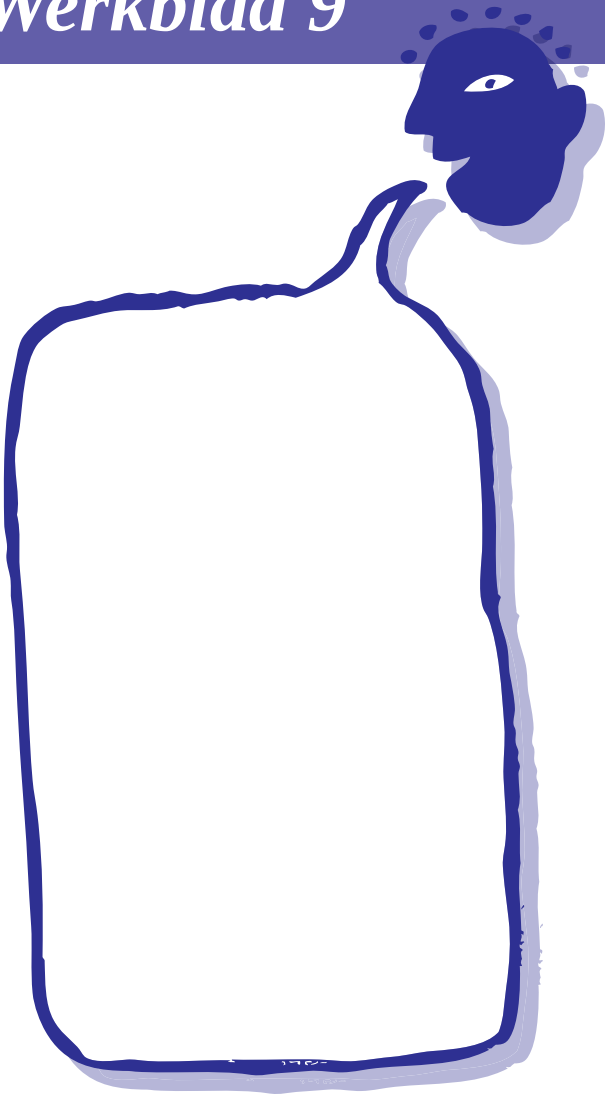
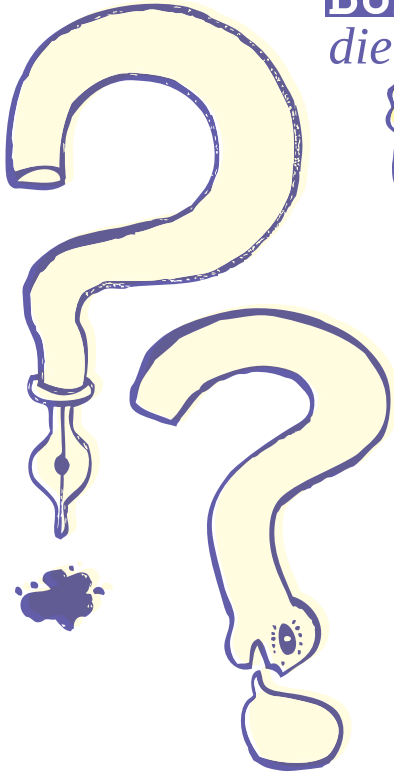
naam:



# Werkblad 9

**BUREAU**

*dierbare zaken*



# Thuisopdracht 1

**BUREAU**

dierbare zaken

